



To Register as Press for the Annual Meeting, visit


<https://aaas.confex.com/aaas/2025/registration/index.cgi?>

Step 1, add your work email address (if you are freelance, we may ask for more information if we cannot easily verify you are a science communicator).

A screenshot of the AAAS 2025 Annual Meeting Registration page. The header features the "SCIENCE SHAPING TOMORROW" logo and "AAAS ANNUAL MEETING Boston, MA | February 13-15, 2025". Below the header is a navigation bar with icons for home, email, social media, and a menu. A progress bar shows steps: Registrant (active), Access Code, Demographics, Registration Options, Payment, and Receipt. The main content area says "Welcome to 2025 Annual Meeting Registration" and "Enter Your Email Address Below To Begin Registration. Use Your AAAS ID Email Address If Applicable." There are three input fields: "First Name:", "Last Name:", and "Email Address:". The "Email Address:" field contains "test12@aaas.org". Each field has checkboxes for "Match 'Like'" and "Starts with". A "Search" button is at the bottom left.

Step 2, if you are in the database already, select yourself (if not, create a new profile). You can edit a previous profile. Hit Save and Continue, then Next Step button.

SCIENCE SHAPING TOMORROW

**ANNUAL MEETING**
Boston, MA | February 13-15, 2025

Registration ID: 41495 Password: 165698

Home Help Contact Menu

Registant Access Code Demographics Registration Options Payment Receipt

Registrant Information

* - Indicates required field.



First Name * <input type="text" value="Abigail"/>	Last Name * <input type="text" value="Adams"/>
Email Address * <input type="text" value="test12@aaas.org"/>	Alternate Email Address <input type="text"/>
Preferred First Name (For Badge) * <input type="text" value="Abi"/>	
Daytime/Cell Phone * <input type="text" value="2025555555"/>	

USE EDIT/VIEW AFFILIATION INFORMATION

AAAS

Institution Or Organization (Affiliation) * <input type="text" value="AAAS"/>
State/Province * <input type="text" value="District of Columbia"/>

Step 3, Add the code REVERE (this will reveal press specific questions in Demographics).



ANNUAL MEETING
Boston, MA | February 13-15, 2025

Registration ID: 41495 Password: 165698

Home Help Profile Menu

Registrant Access Code Demographics Registration Options Payment Receipt

Registration Access Code

If you were provided with a registration Access Code, please enter it below. Otherwise, you may move onto the next step.

Note: This step is only applicable for AAAS Staff and Press applicants.

Step 4, Complete all required fields on Demographics Tab. If you don't see the press specific questions towards the bottom of this page, you'll need to go back a page and add the REVERE code.

- NASW
- EurekaAlert! Member

I am a(n):*

- Blogger
- Editor
- Freelancer
- Journalism Professor
- Journalism Student
- Photographer
- Podcaster
- Public Information Officer*
- Producer
- Reporter

Next Step

STOP HERE. You will be pended for approval after completing the demographics page. It will take a day or 2 for us to review and approve your application. Upon approval we 'll send you the confirmation email. AAAS Office of Communications will be in touch closer to the event with updates.

If you need further assistance, contact Kim Klyberg, kklyberg@aaas.org